




Apply for your director ID online

If you're a director or plan to become a director of an Australian company or Aboriginal and Torres Strait Islander corporation, you must apply for a director identification number (director ID).

The fastest way to apply is online at abrs.gov.au/directorID

For more information visit abrs.gov.au/directorIDvideo



Before you apply

You need a myID to apply online



To apply for a director ID online, you need a myID with at least a **Standard identity strength**. If you don't have the myID app set up on your smart device, visit www.myID.gov.au/setup

If you can't download the app or create a myID, you will need to apply by phone on **13 62 50**.








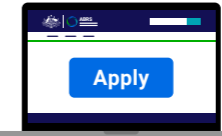

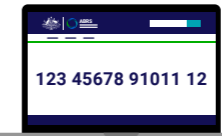
Gather your documents

To apply for your director ID, you need:

- the residential address you have given the ATO
- your tax file number (TFN)
- information from 2 documents to verify your identity.

The documents you can use are listed at abrs.gov.au/verify

How to apply

-  Go to abrs.gov.au/directorIDapply and select **Login**.
-  Enter your myID **email address**.
-  A **4 digit code** will appear on your browser.
-  Log in to your **myID app** on your smart device and enter or accept the code.
-  A **link to ATO screen** will open on your browser.
-  Use your gathered documents to answer the questions and **Submit**.
-  The director ID page will **open**.
-  Select **Apply for a director identification number**.
-  Confirm all the **declarations** and **Submit** the information.
-  Your director ID should now appear **on screen**.

Go to abrs.gov.au/directorID for more information.

This document is current as at November 2024.